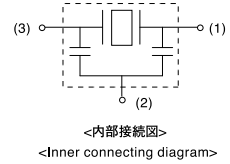
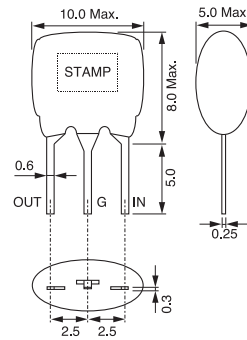
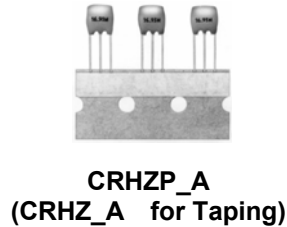


TYPE CRHZ\_A (CERASONATOR®) MHz Band with built-in capacitors  
CRHZP\_A for taping



(Unit: mm)

**Description**

- Ceramic resonators in the MHz band for microcomputers.
- Applicable oscillation frequency range: 13.01 ~ 50MHz.

**Features**

- Precise oscillating frequency without adjustment.
- May be used with a variety of ICs.
- Loaded capacitors (C1, C2) not required.
- RoHS compliant

**Applications**

- Reference signal oscillators for — microcomputers (CD/MD players, CD-ROM, CD-R, etc)
- Digital applications equipment including measuring instruments, communications equipment, toy, etc.

**概要**

- マイコン用MHz帯セラミック発振子
- 対応発振周波数範囲：13.01～50MHz

**特長**

- 無調整で高精度の発振周波数が得られる
- 各種ICとの組合せが容易
- 負荷容量 (C1, C2) が不要
- RoHS 指令対応

**用途**

- 各種マイコン用基準信号発生器 (CD/MDプレーヤ、CD-ROM、CD-R等)
- 計測機器、通信機器、玩具などのデジタル応用機器

SELECTION GUIDE FOR STANDARD RESONATORS

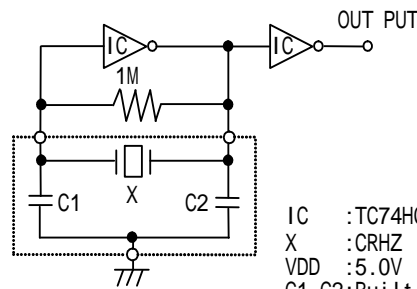
TYPE CRHZ

東光品番	発振周波数	共振抵抗	発振周波数の温度特性	負荷容量		備考
TOKO Part Number	Oscillation Frequency (MHz)	Resonant Impedance (Ω)Max.	Oscillation Frequency Temperature Stability (-20°C~+80°C)	C1 (pF)	C2 (pF)	Note
DCRHZ16.93A	16.93±0.5%	30	±0.3%	Built-in	Built-in	
DCRHZ33.86A	33.86±0.5%	30	±0.3%	Built-in	Built-in	

- Oscillation frequency tolerance can be designed narrower than Fosc±0.5%, but Fosc±0.2%.
- TOKO performs matching evaluation for all types of ICs. Please contact us regarding applicable products.

発振周波数公差はFosc±0.5%より狭公差にもFosc±0.2%まで対応可能です。各種ICとのマッチング評価を行っていますので、対応品番をお問い合わせ下さい。

Oscillation frequency test circuit 発振周波数 測定回路



IC : TC74HCU04AP  
 X : CRHZ  
 VDD : 5.0V  
 C1,C2: Built-in Capacitor